

Signify Classified - Internal
Cooper Lighting Solutions Photometric Lab
1121 Highway 74 South
Peachtree City, GA 30269



Scaled data based on original data using
LM-79-2019 Approved Method: Electrical and Photometric Measurements of Solid-
State Lighting Products

Test Report Prepared for

Cooper Lighting Solutions

Brand: McGRAW-EDISON

Report Number: P643189

Luminaire Tested: GWS-SA6E-740-U-5WQ-W-GRSBK

Issue Date: 1/10/2023

Test Information

Test Method: LM-79-2019
Report Number: P643189
TEST IS SCALED FROM IESNA LM-79-08 TEST DATA (G2-2209-782-2)
Test Lab: COOPER LIGHTING SOLUTIONS
Issue Date: 1/10/2023
Manufacturer: COOPER LIGHTING SOLUTIONS
Product Line: McGRAW-EDISON
Catalog Number: GWS-SAGE-740-U-5WQ-W-GRSBK
Description: GALLEON WALL SLIM LUMINAIRE. (6) LIGHTSQUARES WITH 16 LEDS EACH AND TYPE V WIDE OPTICS W/ FACTORY INSTALLED GLARE SHIELD, BK
Light Source: (96) 4000K CCT, 70 CRI LEDS
Ballast/Driver: -

Summary

Lumens per Lamp: N/A
Luminaire Lumens: 23557.6 lumens
Efficiency: N/A
Efficacy: 72.8 lumens/watt
Luminous Opening: Rectangular (W 2' x L: 1' x H: 0')
IES Classification: Type V - Short
BUG Rating: B4 - U0 - G2

Input Watts (W): 323.8
Input Voltage (V): 120
Input Current (Ain): NR
Voltage Rise (V): NR
Power Factor: NR
Total Harmonic Distortion (THDi): NR
Frequency (hertz): 0
Stabilization Time: NR
Operation Time: NR
Ambient Temperature (°C): NR
Test Distance: 28.75 FT

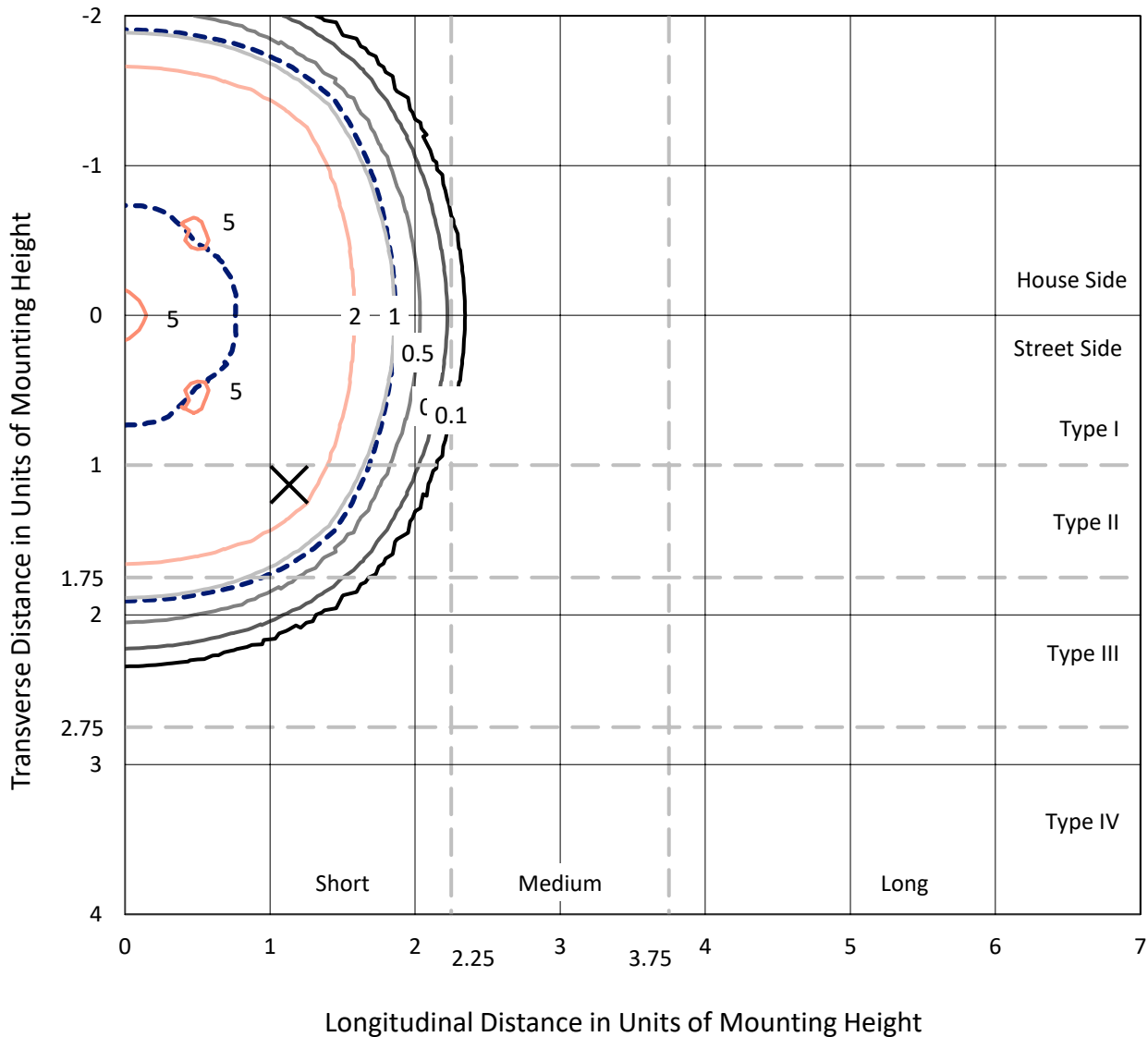


REPORT NUMBER: P643189

CATALOG NUMBER: GWS-SA6E-740-U-5WQ-W-GRSBK

Iso-Footcandle Lines of Horizontal Illumination

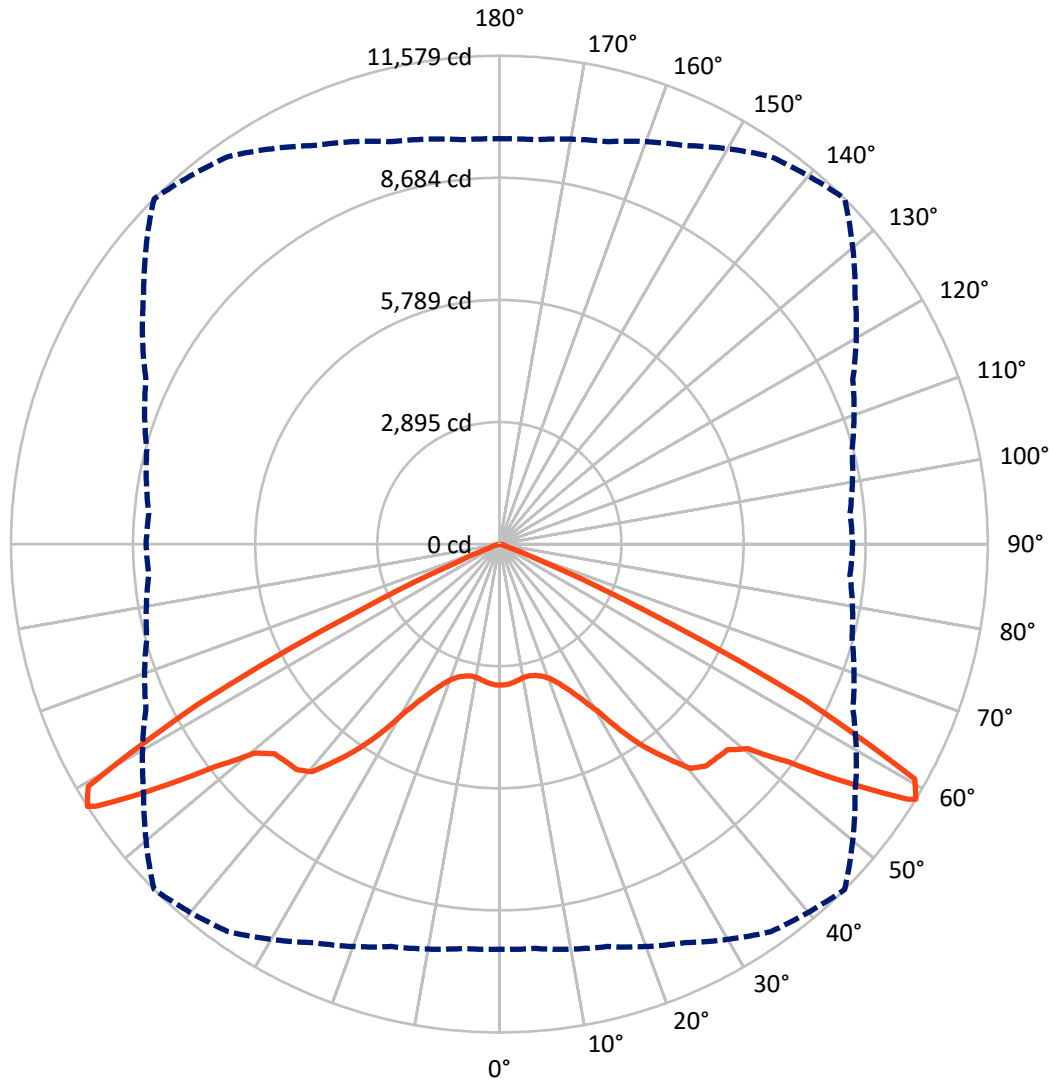
✕ Max cd
 - - - 1/2 Max cd



Based on 25 foot mounting height. Maximum calculated value = 5.3 fc
 Type V - Short - N/A

REPORT NUMBER: P643189
CATALOG NUMBER: GWS-SA6E-740-U-5WQ-W-GRSBK

Luminous Intensity Polar Plot



— Vertical Plane Through 45-Deg Lateral - - - Horizontal Cone Through 58-Deg Vertical

REPORT NUMBER: P643189

CATALOG NUMBER: GWS-SA6E-740-U-5WQ-W-GRSBK

FLUX DISTRIBUTION:

| | | Downward | Upward | Total |
|--------------------|-----------|----------|--------|---------|
| House Side | Lumens | 11778.8 | 0.0 | 11778.8 |
| | % Fixture | 50.0 | 0.0 | 50.0 |
| Street Side | Lumens | 11778.8 | 0.0 | 11778.8 |
| | % Fixture | 50.0 | 0.0 | 50.0 |
| Total | Lumens | 23557.6 | 0.0 | 23557.6 |
| | % Fixture | 100.0 | 0.0 | 100.0 |

ZONAL LUMENS:

| Zone | Lumens | % Fixture |
|-----------|---------|-----------|
| 0°-10° | 311.7 | 1.3 |
| 10°-20° | 922.3 | 3.9 |
| 20°-30° | 1744.3 | 7.4 |
| 30°-40° | 3440.2 | 14.6 |
| 40°-50° | 5444.0 | 23.1 |
| 50°-60° | 8002.4 | 34.0 |
| 60°-70° | 3572.0 | 15.2 |
| 70°-80° | 119.7 | 0.5 |
| 80°-90° | 1.0 | 0.0 |
| 90°-100° | 0.0 | 0.0 |
| 100°-110° | 0.0 | 0.0 |
| 110°-120° | 0.0 | 0.0 |
| 120°-130° | 0.0 | 0.0 |
| 130°-140° | 0.0 | 0.0 |
| 140°-150° | 0.0 | 0.0 |
| 150°-160° | 0.0 | 0.0 |
| 160°-170° | 0.0 | 0.0 |
| 170°-180° | 0.0 | 0.0 |
| 0°-90° | 23557.6 | 100.0 |
| 0°-180° | 23557.6 | 100.0 |

Coefficient of Utilization



REPORT NUMBER: P643189

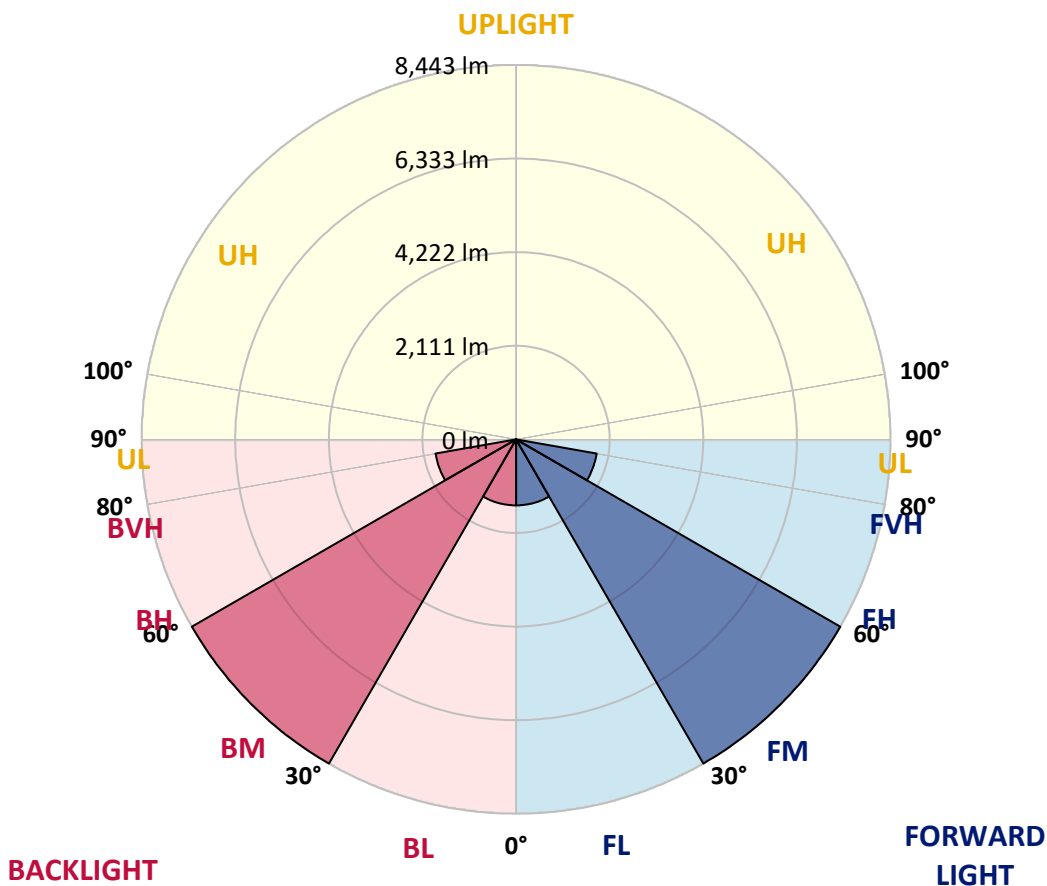
CATALOG NUMBER: GWS-SA6E-740-U-5WQ-W-GRSBK

LUMINAIRE CLASSIFICATION SYSTEM LUMEN TABLE AND BUG RATING:

| Zone | Lumens | % Fixture | Zone Rating/Lumen Limit | | |
|----------------|--------|-----------|-------------------------|------|---------|
| | | | B | U | G |
| FL (0°-30°) | 1489.2 | 6.3 | | | |
| FM (30°-60°) | 8443.3 | 35.8 | | | |
| FH (60°-80°) | 1845.8 | 7.8 | | | G2/5000 |
| FVH (80°-90°) | 0.5 | 0.0 | | | G0/10 |
| BL (0°-30°) | 1489.2 | 6.3 | B3/2500 | | |
| BM (30°-60°) | 8443.3 | 35.8 | B4/8500 | | |
| BH (60°-80°) | 1845.8 | 7.8 | B3/2500 | | G2/5000 |
| BVH (80°-90°) | 0.5 | 0.0 | | | G0/10 |
| UL (90°-100°) | 0.0 | 0.0 | | U0/0 | |
| UH (100°-180°) | 0.0 | 0.0 | | U0/0 | |

BUG Rating: B4-U0-G2

Type V Short





REPORT NUMBER: P643189

CATALOG NUMBER: GWS-SA6E-740-U-5WQ-W-GRSBK

CANDELA DISTRIBUTION (FULL):

| | 0° | 5° | 15° | 25° | 35° | 45° | 55° | 65° | 75° | 85° | 90° |
|-------|--------|--------|--------|---------|---------|---------|---------|--------|--------|--------|--------|
| 0° | 3340.8 | 3340.8 | 3340.8 | 3340.8 | 3340.8 | 3340.8 | 3340.8 | 3340.8 | 3340.8 | 3340.8 | 3340.8 |
| 2.5° | 3308.7 | 3315.1 | 3321.5 | 3324.7 | 3327.9 | 3337.6 | 3340.8 | 3331.2 | 3331.2 | 3311.9 | 3334.4 |
| 5° | 3292.6 | 3299.1 | 3305.5 | 3302.3 | 3302.3 | 3302.3 | 3299.1 | 3286.2 | 3283.0 | 3263.8 | 3286.2 |
| 7.5° | 3263.8 | 3270.2 | 3270.2 | 3260.6 | 3254.1 | 3254.1 | 3250.9 | 3234.9 | 3231.7 | 3212.4 | 3234.9 |
| 10° | 3241.3 | 3244.5 | 3241.3 | 3222.0 | 3209.2 | 3209.2 | 3206.0 | 3199.6 | 3202.8 | 3189.9 | 3209.2 |
| 12.5° | 3254.1 | 3257.3 | 3244.5 | 3218.8 | 3202.8 | 3199.6 | 3189.9 | 3180.3 | 3189.9 | 3186.7 | 3206.0 |
| 15° | 3295.9 | 3299.1 | 3276.6 | 3244.5 | 3231.7 | 3231.7 | 3206.0 | 3180.3 | 3193.2 | 3196.4 | 3218.8 |
| 17.5° | 3347.2 | 3347.2 | 3318.3 | 3289.4 | 3292.6 | 3292.6 | 3250.9 | 3206.0 | 3209.2 | 3222.0 | 3244.5 |
| 20° | 3408.2 | 3408.2 | 3379.3 | 3372.9 | 3395.3 | 3398.5 | 3347.2 | 3276.6 | 3260.6 | 3270.2 | 3295.9 |
| 22.5° | 3517.3 | 3517.3 | 3494.8 | 3510.9 | 3562.2 | 3578.3 | 3501.2 | 3401.8 | 3363.2 | 3369.7 | 3395.3 |
| 25° | 3687.4 | 3687.4 | 3681.0 | 3719.5 | 3793.3 | 3828.6 | 3725.9 | 3594.3 | 3530.1 | 3520.5 | 3549.4 |
| 27.5° | 3973.0 | 3976.2 | 3966.6 | 4024.3 | 4117.4 | 4159.1 | 4017.9 | 3844.6 | 3767.6 | 3751.6 | 3780.4 |
| 30° | 4342.1 | 4342.1 | 4345.3 | 4425.5 | 4547.4 | 4602.0 | 4415.9 | 4213.7 | 4123.8 | 4072.5 | 4111.0 |
| 32.5° | 4752.8 | 4759.2 | 4791.3 | 4926.1 | 5141.1 | 5253.5 | 4980.7 | 4698.3 | 4553.9 | 4499.3 | 4541.0 |
| 35° | 5430.0 | 5369.0 | 5330.5 | 5430.0 | 5741.3 | 5888.9 | 5539.1 | 5208.5 | 5099.4 | 5093.0 | 5198.9 |
| 37.5° | 6100.7 | 6065.4 | 5985.2 | 6087.9 | 6367.1 | 6434.5 | 6049.3 | 5773.4 | 5696.3 | 5738.1 | 5844.0 |
| 40° | 6633.4 | 6569.2 | 6463.3 | 6559.6 | 6925.5 | 6992.9 | 6517.9 | 6245.1 | 6216.2 | 6309.3 | 6453.7 |
| 42.5° | 7053.8 | 6964.0 | 6822.8 | 6845.2 | 7140.5 | 7188.6 | 6768.2 | 6562.8 | 6582.1 | 6697.6 | 6861.3 |
| 45° | 7243.2 | 7172.6 | 7047.4 | 7037.8 | 7223.9 | 7227.1 | 6896.6 | 6790.7 | 6842.0 | 6931.9 | 7060.2 |
| 47.5° | 7323.4 | 7291.3 | 7220.7 | 7204.7 | 7310.6 | 7284.9 | 7079.5 | 7034.6 | 7082.7 | 7108.4 | 7182.2 |
| 50° | 7522.4 | 7522.4 | 7532.0 | 7544.8 | 7654.0 | 7628.3 | 7483.9 | 7432.5 | 7371.5 | 7281.7 | 7304.1 |
| 52.5° | 8080.8 | 8103.2 | 8196.3 | 8299.0 | 8498.0 | 8581.4 | 8347.1 | 8048.7 | 7756.6 | 7560.9 | 7560.9 |
| 55° | 9088.5 | 9110.9 | 9220.0 | 9393.3 | 9759.2 | 9958.2 | 9412.6 | 8754.7 | 8353.6 | 8087.2 | 8122.5 |
| 57.5° | 9643.7 | 9669.3 | 9894.0 | 10362.5 | 11071.8 | 11408.7 | 10237.4 | 9261.8 | 8700.2 | 8395.3 | 8421.0 |
| 58° | 9608.4 | 9624.4 | 9877.9 | 10426.7 | 11216.2 | 11578.8 | 10295.1 | 9245.7 | 8655.2 | 8343.9 | 8376.0 |
| 60° | 8536.5 | 8514.0 | 8918.4 | 9701.4 | 10815.0 | 11315.7 | 9720.7 | 8440.2 | 7753.4 | 7435.7 | 7451.8 |
| 62.5° | 5580.8 | 5593.6 | 5943.4 | 6761.8 | 7628.3 | 8100.0 | 6790.7 | 5837.5 | 5285.6 | 5093.0 | 5044.9 |
| 65° | 2329.9 | 2288.2 | 2503.2 | 2958.9 | 3478.8 | 3741.9 | 3215.6 | 2721.4 | 2381.2 | 2252.9 | 2288.2 |
| 67.5° | 600.1 | 584.1 | 596.9 | 747.7 | 914.6 | 1081.5 | 908.2 | 693.2 | 603.3 | 609.7 | 609.7 |
| 70° | 340.2 | 320.9 | 259.9 | 240.7 | 234.3 | 234.3 | 234.3 | 234.3 | 269.6 | 317.7 | 327.3 |
| 72.5° | 256.7 | 240.7 | 189.3 | 163.7 | 144.4 | 134.8 | 141.2 | 163.7 | 195.8 | 237.5 | 243.9 |
| 75° | 128.4 | 128.4 | 115.5 | 109.1 | 96.3 | 89.9 | 93.1 | 102.7 | 118.7 | 134.8 | 131.6 |
| 77.5° | 25.7 | 28.9 | 32.1 | 38.5 | 32.1 | 32.1 | 32.1 | 38.5 | 38.5 | 41.7 | 38.5 |
| 80° | 3.2 | 3.2 | 3.2 | 3.2 | 3.2 | 3.2 | 3.2 | 3.2 | 3.2 | 3.2 | 3.2 |
| 82.5° | 0.0 | 3.2 | 3.2 | 0.0 | 0.0 | 0.0 | 0.0 | 3.2 | 3.2 | 3.2 | 3.2 |
| 85° | 0.0 | 0.0 | 0.0 | 0.0 | 0.0 | 0.0 | 0.0 | 0.0 | 0.0 | 3.2 | 3.2 |
| 87.5° | 0.0 | 0.0 | 0.0 | 0.0 | 0.0 | 0.0 | 0.0 | 0.0 | 0.0 | 0.0 | 0.0 |
| 90° | 0.0 | 0.0 | 0.0 | 0.0 | 0.0 | 0.0 | 0.0 | 0.0 | 0.0 | 0.0 | 0.0 |

LM-79-08: Approved Method: Electrical and Photometric Measurements of Solid-
State Lighting Products

Report Prepared for

Cooper Lighting Solutions

MCGRAW, INVUE, LUMARK AND STREETWORKS

DATA VALID FOR LUMINIAIRES UTILIZING SA LIGHT ENGINES

Report Number: SP1-2101-121-2

Luminaire Tested: IFLD-S-SA2A-740-U-T3R-HSS

Test Date: 03/05/2021

Test Information

Test Method: LM-79-08
 Report Number: SP1-2101-121-2
 Test Lab: COOPER LIGHTING SOLUTIONS
 Photometer: SP1
 Measurement Geometry: 4π
 Issue Date: 03/05/2021
 Manufacturer: COOPER LIGHTING SOLUTIONS (FORMERLY EATON)
 Product Line: STREETWORKS
 Catalog Number: **IFLD-S-SA2A-740-U-T3R-HSS**
 Description: STREETWORKS INF FLOOD

SHIELD, DRIVER PROGRAMMED @ 615mA.

Spectral Parameters

| | | | | | |
|---------------------------|---------|-----------|------|------|-------|
| CCT (K): | 3905 | CRI (Ra): | 71.2 | R9: | -29.7 |
| CIE u': | 0.2273 | R1: | 68.9 | R10: | 46.2 |
| CIE v': | 0.5024 | R2: | 77.0 | R11: | 68.8 |
| Duv: | -0.0008 | R3: | 84.0 | R12: | 45.6 |
| CIE x: | 0.3841 | R4: | 71.6 | R13: | 69.5 |
| CIE y: | 0.3774 | R5: | 68.9 | R14: | 90.7 |
| CIE z: | 0.2385 | R6: | 68.3 | | |
| Peak Wavelength (nm): | 443 | R7: | 78.7 | | |
| Dominant Wavelength (nm): | 579 | R8: | 52.2 | | |
| Purity: | 28.7 | | | | |
| Rf: | 71.7 | | | | |
| Rg: | 96.9 | | | | |



Test Conditions

Stabilization Time: 211M
 Operation Time: 12H
 Room Temperature (°C) / RH%: 24.8/312%
 Sphere Temperature (°C): 24.1

REPORT NUMBER: SP1-2101-121-2

| Measurement and Test Equipment | | | |
|--------------------------------|-----------------------|------------------|----------------------|
| Instrument | Identification Number | Calibration Date | Calibration Due Date |
| Photometer | IN0058 | 1/31/2021 | 7/31/2021 |
| Power Meter | IN0071 | 12/1/2020 | 12/1/2021 |
| AC Power Source | IN0063 | 12/1/2020 | 12/1/2021 |
| DC Power Source | IN0208 | 12/1/2020 | 12/1/2021 |
| Sphere Thermometer | IN0085 | 12/1/2020 | 12/1/2021 |
| Room Thermometer | IN0046 | 12/1/2020 | 12/1/2021 |

REPORT NUMBER: SP1-2101-121-2

CIE 1931 Chromaticity Diagram



CIE 1931 Chromaticity Diagram with 2017 ANSI 7-Step and 4-Step Quadrangles



Point lies inside the ANSI 4000K 4-step quadrangle

REPORT NUMBER: SP1-2101-121-2

Photopic Flux vs. Wavelength



#####

| λ (nm) | Power (µW/nm) | Lumens (φ/nm) | λ (nm) | Power (µW/nm) | Lumens (φ/nm) | λ (nm) | Power (µW/nm) | Lumens (φ/nm) | λ (nm) | Power (µW/nm) | Lumens (φ/nm) | λ (nm) | Power (µW/nm) | Lumens (φ/nm) |
|--------|---------------|---------------|--------|---------------|---------------|--------|---------------|---------------|--------|---------------|---------------|--------|---------------|---------------|
| 360 | 2304 | 0.0 | 490 | 19043 | 2.7 | 620 | 97577 | 25.4 | 750 | 4830 | 0.0 | 880 | 3505 | 0.0 |
| 365 | 2150 | 0.0 | 495 | 26606 | 4.8 | 625 | 90158 | 19.9 | 755 | 4664 | 0.0 | 885 | 2991 | 0.0 |
| 370 | 2146 | 0.0 | 500 | 36376 | 8.0 | 630 | 82240 | 14.9 | 760 | 4006 | 0.0 | 890 | 2327 | 0.0 |
| 375 | 2332 | 0.0 | 505 | 47714 | 13.3 | 635 | 74361 | 11.2 | 765 | 3715 | 0.0 | 895 | 2775 | 0.0 |
| 380 | 2527 | 0.0 | 510 | 58741 | 20.2 | 640 | 66994 | 8.0 | 770 | 3696 | 0.0 | 900 | 2141 | 0.0 |
| 385 | 2304 | 0.0 | 515 | 68716 | 28.5 | 645 | 60405 | 5.8 | 775 | 3117 | 0.0 | 905 | 2421 | 0.0 |
| 390 | 2064 | 0.0 | 520 | 77136 | 37.4 | 650 | 53806 | 3.9 | 780 | 3062 | 0.0 | 910 | 2200 | 0.0 |
| 395 | 1856 | 0.0 | 525 | 83567 | 44.9 | 655 | 47610 | 2.7 | 785 | 2907 | 0.0 | 915 | 2716 | 0.0 |
| 400 | 1856 | 0.0 | 530 | 89283 | 52.6 | 660 | 42018 | 1.8 | 790 | 2655 | 0.0 | 920 | 2656 | 0.0 |
| 405 | 2374 | 0.0 | 535 | 94097 | 58.4 | 665 | 36742 | 1.2 | 795 | 2467 | 0.0 | 925 | 2671 | 0.0 |
| 410 | 4084 | 0.0 | 540 | 96845 | 63.1 | 670 | 32105 | 0.7 | 800 | 2609 | 0.0 | 930 | 3292 | 0.0 |
| 415 | 8543 | 0.0 | 545 | 100829 | 67.1 | 675 | 27946 | 0.5 | 805 | 2293 | 0.0 | 935 | 3188 | 0.0 |
| 420 | 18394 | 0.1 | 550 | 105648 | 71.8 | 680 | 24146 | 0.3 | 810 | 2188 | 0.0 | 940 | 1997 | 0.0 |
| 425 | 37987 | 0.2 | 555 | 110017 | 75.1 | 685 | 21191 | 0.2 | 815 | 2386 | 0.0 | 945 | 2623 | 0.0 |
| 430 | 67605 | 0.5 | 560 | 114586 | 77.9 | 690 | 18544 | 0.1 | 820 | 2712 | 0.0 | 950 | 2969 | 0.0 |
| 435 | 102160 | 1.2 | 565 | 118987 | 79.1 | 695 | 16058 | 0.1 | 825 | 2473 | 0.0 | 955 | 2277 | 0.0 |
| 440 | 135103 | 2.1 | 570 | 122326 | 79.5 | 700 | 14133 | 0.0 | 830 | 1969 | 0.0 | 960 | 4267 | 0.0 |
| 445 | 140126 | 2.9 | 575 | 125968 | 78.4 | 705 | 12309 | 0.0 | 835 | 1917 | 0.0 | 965 | 2034 | 0.0 |
| 450 | 102339 | 2.7 | 580 | 127613 | 75.8 | 710 | 11142 | 0.0 | 840 | 2248 | 0.0 | 970 | 3586 | 0.0 |
| 455 | 58751 | 2.0 | 585 | 129466 | 71.9 | 715 | 10143 | 0.0 | 845 | 2266 | 0.0 | 975 | 2505 | 0.0 |
| 460 | 36892 | 1.5 | 590 | 128813 | 66.6 | 720 | 9072 | 0.0 | 850 | 2558 | 0.0 | 980 | 2666 | 0.0 |
| 465 | 24637 | 1.3 | 595 | 126387 | 59.9 | 725 | 8130 | 0.0 | 855 | 2767 | 0.0 | 985 | 2934 | 0.0 |
| 470 | 16738 | 1.0 | 600 | 123477 | 53.2 | 730 | 7149 | 0.0 | 860 | 2826 | 0.0 | 990 | 4120 | 0.0 |
| 475 | 13456 | 1.1 | 605 | 118718 | 46.0 | 735 | 6311 | 0.0 | 865 | 2385 | 0.0 | 995 | 3858 | 0.0 |
| 480 | 13081 | 1.2 | 610 | 112091 | 38.5 | 740 | 5711 | 0.0 | 870 | 3194 | 0.0 | 1000 | 3405 | 0.0 |
| 485 | 14734 | 1.7 | 615 | 105039 | 31.7 | 745 | 5111 | 0.0 | 875 | 3189 | 0.0 | | | |

REPORT NUMBER: SP1-2101-121-2

Scotopic Flux vs. Wavelength



Scotopic Lumens: 10425.8 S/P: 1.47

| λ (nm) | Power ($\mu\text{W}/\text{nm}$) | Lumens (Φ/nm) | λ (nm) | Power ($\mu\text{W}/\text{nm}$) | Lumens (Φ/nm) | λ (nm) | Power ($\mu\text{W}/\text{nm}$) | Lumens (Φ/nm) | λ (nm) | Power ($\mu\text{W}/\text{nm}$) | Lumens (Φ/nm) | λ (nm) | Power ($\mu\text{W}/\text{nm}$) | Lumens (Φ/nm) |
|-------------------|--------------------------------------|--------------------------------|-------------------|--------------------------------------|--------------------------------|-------------------|--------------------------------------|--------------------------------|-------------------|--------------------------------------|--------------------------------|-------------------|--------------------------------------|--------------------------------|
| 360 | 2304 | 0.0 | 490 | 19043 | 29.3 | 620 | 97577 | 1.2 | 750 | 4830 | 0.0 | 880 | 3505 | 0.0 |
| 365 | 2150 | 0.0 | 495 | 26606 | 43.0 | 625 | 90158 | 0.8 | 755 | 4664 | 0.0 | 885 | 2991 | 0.0 |
| 370 | 2146 | 0.0 | 500 | 36376 | 60.8 | 630 | 82240 | 0.5 | 760 | 4006 | 0.0 | 890 | 2327 | 0.0 |
| 375 | 2332 | 0.0 | 505 | 47714 | 81.1 | 635 | 74361 | 0.3 | 765 | 3715 | 0.0 | 895 | 2775 | 0.0 |
| 380 | 2527 | 0.0 | 510 | 58741 | 99.6 | 640 | 66994 | 0.2 | 770 | 3696 | 0.0 | 900 | 2141 | 0.0 |
| 385 | 2304 | 0.0 | 515 | 68716 | 113.9 | 645 | 60405 | 0.1 | 775 | 3117 | 0.0 | 905 | 2421 | 0.0 |
| 390 | 2064 | 0.0 | 520 | 77136 | 122.6 | 650 | 53806 | 0.1 | 780 | 3062 | 0.0 | 910 | 2200 | 0.0 |
| 395 | 1856 | 0.0 | 525 | 83567 | 125.0 | 655 | 47610 | 0.0 | 785 | 2907 | 0.0 | 915 | 2716 | 0.0 |
| 400 | 1856 | 0.0 | 530 | 89283 | 123.1 | 660 | 42018 | 0.0 | 790 | 2655 | 0.0 | 920 | 2656 | 0.0 |
| 405 | 2374 | 0.1 | 535 | 94097 | 117.3 | 665 | 36742 | 0.0 | 795 | 2467 | 0.0 | 925 | 2671 | 0.0 |
| 410 | 4084 | 0.2 | 540 | 96845 | 107.0 | 670 | 32105 | 0.0 | 800 | 2609 | 0.0 | 930 | 3292 | 0.0 |
| 415 | 8543 | 0.9 | 545 | 100829 | 96.7 | 675 | 27946 | 0.0 | 805 | 2293 | 0.0 | 935 | 3188 | 0.0 |
| 420 | 18394 | 3.0 | 550 | 105648 | 86.4 | 680 | 24146 | 0.0 | 810 | 2188 | 0.0 | 940 | 1997 | 0.0 |
| 425 | 37987 | 9.3 | 555 | 110017 | 75.2 | 685 | 21191 | 0.0 | 815 | 2386 | 0.0 | 945 | 2623 | 0.0 |
| 430 | 67605 | 23.0 | 560 | 114586 | 64.0 | 690 | 18544 | 0.0 | 820 | 2712 | 0.0 | 950 | 2969 | 0.0 |
| 435 | 102160 | 45.7 | 565 | 118987 | 53.4 | 695 | 16058 | 0.0 | 825 | 2473 | 0.0 | 955 | 2277 | 0.0 |
| 440 | 135103 | 75.5 | 570 | 122326 | 43.2 | 700 | 14133 | 0.0 | 830 | 1969 | 0.0 | 960 | 4267 | 0.0 |
| 445 | 140126 | 93.8 | 575 | 125968 | 34.3 | 705 | 12309 | 0.0 | 835 | 1917 | 0.0 | 965 | 2034 | 0.0 |
| 450 | 102339 | 79.3 | 580 | 127613 | 26.3 | 710 | 11142 | 0.0 | 840 | 2248 | 0.0 | 970 | 3586 | 0.0 |
| 455 | 58751 | 51.3 | 585 | 129466 | 19.8 | 715 | 10143 | 0.0 | 845 | 2266 | 0.0 | 975 | 2505 | 0.0 |
| 460 | 36892 | 35.6 | 590 | 128813 | 14.3 | 720 | 9072 | 0.0 | 850 | 2558 | 0.0 | 980 | 2666 | 0.0 |
| 465 | 24637 | 26.0 | 595 | 126387 | 10.1 | 725 | 8130 | 0.0 | 855 | 2767 | 0.0 | 985 | 2934 | 0.0 |
| 470 | 16738 | 19.3 | 600 | 123477 | 7.0 | 730 | 7149 | 0.0 | 860 | 2826 | 0.0 | 990 | 4120 | 0.0 |
| 475 | 13456 | 16.8 | 605 | 118718 | 4.7 | 735 | 6311 | 0.0 | 865 | 2385 | 0.0 | 995 | 3858 | 0.0 |
| 480 | 13081 | 17.7 | 610 | 112091 | 3.0 | 740 | 5711 | 0.0 | 870 | 3194 | 0.0 | 1000 | 3405 | 0.0 |
| 485 | 14734 | 21.4 | 615 | 105039 | 1.9 | 745 | 5111 | 0.0 | 875 | 3189 | 0.0 | | | |

REPORT NUMBER: SP1-2101-121-2

Melanopic Flux vs. Wavelength



Melanopic Lumens: 3927.2 M/P: 0.55

| λ (nm) | Power (µW/nm) | Lumens (φ/nm) | λ (nm) | Power (µW/nm) | Lumens (φ/nm) | λ (nm) | Power (µW/nm) | Lumens (φ/nm) | λ (nm) | Power (µW/nm) | Lumens (φ/nm) | λ (nm) | Power (µW/nm) | Lumens (φ/nm) |
|--------|---------------|---------------|--------|---------------|---------------|--------|---------------|---------------|--------|---------------|---------------|--------|---------------|---------------|
| 360 | 2304 | 0.0 | 490 | 19043 | 15.8 | 620 | 97577 | 0.1 | 750 | 4830 | 0.0 | 880 | 3505 | 0.0 |
| 365 | 2150 | 0.0 | 495 | 26606 | 22.0 | 625 | 90158 | 0.0 | 755 | 4664 | 0.0 | 885 | 2991 | 0.0 |
| 370 | 2146 | 0.0 | 500 | 36376 | 29.2 | 630 | 82240 | 0.0 | 760 | 4006 | 0.0 | 890 | 2327 | 0.0 |
| 375 | 2332 | 0.0 | 505 | 47714 | 36.6 | 635 | 74361 | 0.0 | 765 | 3715 | 0.0 | 895 | 2775 | 0.0 |
| 380 | 2527 | 0.0 | 510 | 58741 | 42.2 | 640 | 66994 | 0.0 | 770 | 3696 | 0.0 | 900 | 2141 | 0.0 |
| 385 | 2304 | 0.0 | 515 | 68716 | 44.9 | 645 | 60405 | 0.0 | 775 | 3117 | 0.0 | 905 | 2421 | 0.0 |
| 390 | 2064 | 0.0 | 520 | 77136 | 44.9 | 650 | 53806 | 0.0 | 780 | 3062 | 0.0 | 910 | 2200 | 0.0 |
| 395 | 1856 | 0.0 | 525 | 83567 | 42.4 | 655 | 47610 | 0.0 | 785 | 2907 | 0.0 | 915 | 2716 | 0.0 |
| 400 | 1856 | 0.0 | 530 | 89283 | 38.6 | 660 | 42018 | 0.0 | 790 | 2655 | 0.0 | 920 | 2656 | 0.0 |
| 405 | 2374 | 0.0 | 535 | 94097 | 33.9 | 665 | 36742 | 0.0 | 795 | 2467 | 0.0 | 925 | 2671 | 0.0 |
| 410 | 4084 | 0.2 | 540 | 96845 | 28.3 | 670 | 32105 | 0.0 | 800 | 2609 | 0.0 | 930 | 3292 | 0.0 |
| 415 | 8543 | 0.6 | 545 | 100829 | 23.4 | 675 | 27946 | 0.0 | 805 | 2293 | 0.0 | 935 | 3188 | 0.0 |
| 420 | 18394 | 2.1 | 550 | 105648 | 19.0 | 680 | 24146 | 0.0 | 810 | 2188 | 0.0 | 940 | 1997 | 0.0 |
| 425 | 37987 | 5.9 | 555 | 110017 | 14.8 | 685 | 21191 | 0.0 | 815 | 2386 | 0.0 | 945 | 2623 | 0.0 |
| 430 | 67605 | 14.3 | 560 | 114586 | 11.3 | 690 | 18544 | 0.0 | 820 | 2712 | 0.0 | 950 | 2969 | 0.0 |
| 435 | 102160 | 27.3 | 565 | 118987 | 8.4 | 695 | 16058 | 0.0 | 825 | 2473 | 0.0 | 955 | 2277 | 0.0 |
| 440 | 135103 | 45.1 | 570 | 122326 | 6.0 | 700 | 14133 | 0.0 | 830 | 1969 | 0.0 | 960 | 4267 | 0.0 |
| 445 | 140126 | 55.3 | 575 | 125968 | 4.2 | 705 | 12309 | 0.0 | 835 | 1917 | 0.0 | 965 | 2034 | 0.0 |
| 450 | 102339 | 47.2 | 580 | 127613 | 2.9 | 710 | 11142 | 0.0 | 840 | 2248 | 0.0 | 970 | 3586 | 0.0 |
| 455 | 58751 | 30.8 | 585 | 129466 | 1.9 | 715 | 10143 | 0.0 | 845 | 2266 | 0.0 | 975 | 2505 | 0.0 |
| 460 | 36892 | 21.7 | 590 | 128813 | 1.3 | 720 | 9072 | 0.0 | 850 | 2558 | 0.0 | 980 | 2666 | 0.0 |
| 465 | 24637 | 16.1 | 595 | 126387 | 0.8 | 725 | 8130 | 0.0 | 855 | 2767 | 0.0 | 985 | 2934 | 0.0 |
| 470 | 16738 | 12.0 | 600 | 123477 | 0.5 | 730 | 7149 | 0.0 | 860 | 2826 | 0.0 | 990 | 4120 | 0.0 |
| 475 | 13456 | 10.3 | 605 | 118718 | 0.3 | 735 | 6311 | 0.0 | 865 | 2385 | 0.0 | 995 | 3858 | 0.0 |
| 480 | 13081 | 10.5 | 610 | 112091 | 0.2 | 740 | 5711 | 0.0 | 870 | 3194 | 0.0 | 1000 | 3405 | 0.0 |
| 485 | 14734 | 12.1 | 615 | 105039 | 0.1 | 745 | 5111 | 0.0 | 875 | 3189 | 0.0 | | | |

Summary

$R_f = 71.7$
 $R_g = 96.9$
 CIE $R_a = 71.2$
 $R_g = -29.7$



Color Vector Graphics



Individual Sample Fidelity Index ($R_{f,i}$)

| | | | |
|------------|------------|------------|------------|
| CES01 = 85 | CES26 = 55 | CES51 = 86 | CES76 = 45 |
| CES02 = 61 | CES27 = 80 | CES52 = 87 | CES77 = 68 |
| CES03 = 30 | CES28 = 79 | CES53 = 74 | CES78 = 49 |
| CES04 = 70 | CES29 = 51 | CES54 = 81 | CES79 = 77 |
| CES05 = 47 | CES30 = 60 | CES55 = 80 | CES80 = 75 |
| CES06 = 50 | CES31 = 56 | CES56 = 69 | CES81 = 75 |
| CES07 = 40 | CES32 = 52 | CES57 = 67 | CES82 = 90 |
| CES08 = 39 | CES33 = 62 | CES58 = 69 | CES83 = 85 |
| CES09 = 29 | CES34 = 65 | CES59 = 86 | CES84 = 87 |
| CES10 = 74 | CES35 = 81 | CES60 = 91 | CES85 = 83 |
| CES11 = 57 | CES36 = 92 | CES61 = 85 | CES86 = 72 |
| CES12 = 63 | CES37 = 74 | CES62 = 81 | CES87 = 77 |
| CES13 = 42 | CES38 = 69 | CES63 = 72 | CES88 = 77 |
| CES14 = 74 | CES39 = 92 | CES64 = 69 | CES89 = 72 |
| CES15 = 71 | CES40 = 86 | CES65 = 64 | CES90 = 75 |
| CES16 = 46 | CES41 = 84 | CES66 = 63 | CES91 = 91 |
| CES17 = 49 | CES42 = 75 | CES67 = 60 | CES92 = 66 |
| CES18 = 56 | CES43 = 70 | CES68 = 67 | CES93 = 80 |
| CES19 = 72 | CES44 = 98 | CES69 = 77 | CES94 = 56 |
| CES20 = 65 | CES45 = 80 | CES70 = 57 | CES95 = 72 |
| CES21 = 86 | CES46 = 77 | CES71 = 53 | CES96 = 78 |
| CES22 = 78 | CES47 = 74 | CES72 = 84 | CES97 = 83 |
| CES23 = 92 | CES48 = 66 | CES73 = 47 | CES98 = 73 |
| CES24 = 91 | CES49 = 76 | CES74 = 96 | CES99 = 63 |
| CES25 = 72 | CES50 = 85 | CES75 = 52 | |



Color Rendition by Hue-Angle Bin



Measure Comparisons



(END OF REPORT)